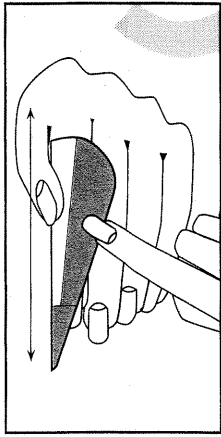
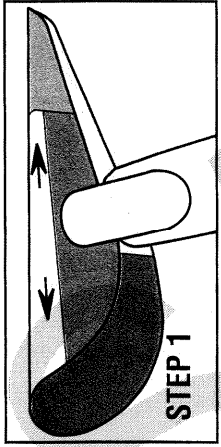


HOW TO USE THE ASK CONTOUR NAIL FILE




THIS IS THE PREFERRED POSITION TO HOLD THE NAIL FILE WHEN FILING YOUR NAILS.



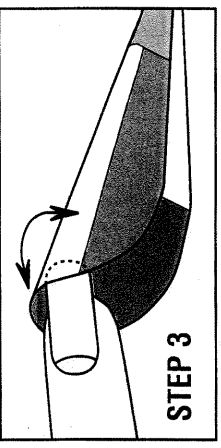
STEP 1

USING SURFACE #1 FILE END OF NAIL.



STEP 2

USING SURFACE #2 REMOVE ROUGHNESS ON UNDER SIDE OF THE NAIL.

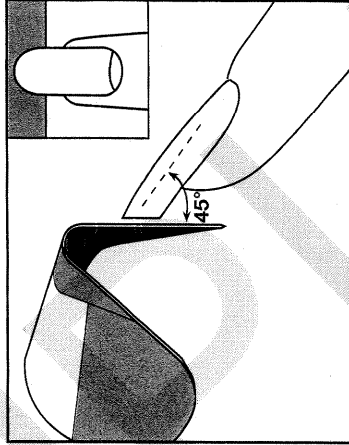


STEP 3

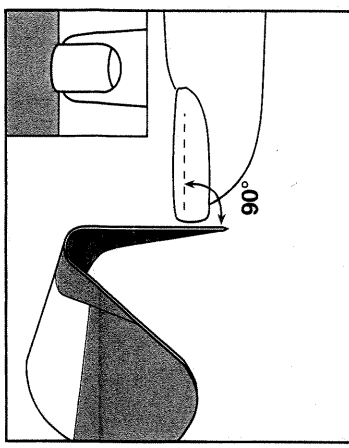
USING SURFACE #3 REMOVE ROUGHNESS ON UPPER SIDE OF THE TIP OF THE NAIL.

- DO NOT FILE DOWN THE SIDES OF THE NAIL.
- A NAIL FILE IS NOT INTENDED TO BE USED TO SHORTEN THE NAIL.
- THE ASK CONTOUR NAIL FILE IS FOR FINISHING THE CUT EDGE OF THE NAIL TIP AND FOR MAINTAINING THE NAIL TIP ONLY.
- USE A PAIR OF CLEAN, SHARP NAIL CLIPPERS FOR SHORTENING THE NAIL.

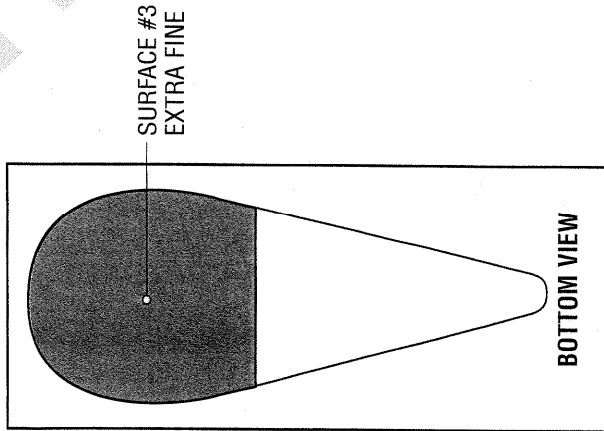
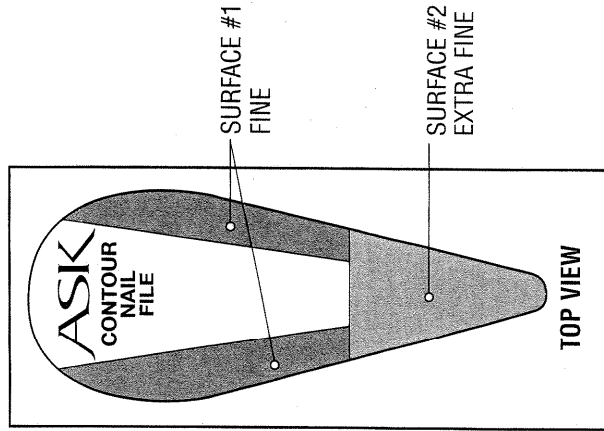
HOW TO ACHIEVE THE PERFECT SHAPE



FOR LONG NAILS, FILE AT A 45° ANGLE TO THE FILE FOR A CURVED TIP SHAPE.



FOR SHORTER NAILS, FILE AT A 90° ANGLE TO THE FILE FOR A BLUNT OR SQUARE TIP SHAPE.



**Customer Care Line:
1.877.275.5566**

For Questions or Comments

Monday to Friday (except holidays)
8:30am to 4:30pm Eastern time.

FOR NATURAL BEAUTY JUST...

ASK
c o s m e t i c s

2468 Industrial Street, Burlington, Ontario Canada L7P 1A5
www.askcosmetics.com

© 2005 Ask Cosmetics Inc.

ASK, Ask Cosmetics, T.I.P.S., The Incredible Protection System & Ask Logo are trademarks of Ask Cosmetics Inc.